

IP24 universal voltage  
AUTOMATIC  
ECONOMICAL  
EFFICIENT  
HIGH SPEED  
cost savings  
LONG LIFE recess mounted  
HIGH-SPEED cost savings  
vandal resistant  
GREEN  
High-Efficiency  
Economical  
COST  
AUTOMATIC  
ENERGY  
QUIET  
ADA Compliant  
HIGH-speed  
HYGIENE  
DURABLE  
RECESSED MOUNTED  
antimicrobial  
Surface Mounted  
ECONOMICAL  
HEPA  
ADA  
EASY  
Compliant  
AUTOMATIC  
VANDAL resistant  
Quiet  
DURABLE  
ADA  
compliant  
high-speed  
EFFICIENT  
UNIVERSAL VOLTAGE  
antimicrobial  
DURABLE  
ENERGY  
easy maintenance  
IP24 High-Speed  
HEPA  
ADA  
AUTOMATIC  
vandal resistant  
RECESSED MOUNTED  
Surface Mounted  
SAVINGS  
HYGIENE  
vandal resistant  
DURABLE  
Efficient  
HIGH-SPEED  
recess mounted  
ENERGY  
UNIVERSAL VOLTAGE  
cost savings  
vandal resistant  
high-speed  
HEPA  
LONG LIFE  
AUTOMATIC  
UNIVERSAL VOLTAGE  
EFFICIENT  
DURABLE  
High-Efficiency  
COST  
SAVINGS  
RECESSED MOUNTED  
antimicrobial  
Surface Mounted  
HIGH-SPEED  
automatic  
ECONOMICAL  
HEPA  
high speed  
EFFICIENT  
UNIVERSAL VOLTAGE  
High-Efficiency  
vandal resistant  
DURABLE  
ADA Compliant  
Surface Mounted  
ADA  
EASY  
maintenance  
DURABLE  
AUTOMATIC  
Compliant  
AUTOMATIC  
VANDAL resistant



 **WORLD DRYER**  
Experience a World of Choice



World Dryer is the only manufacturer of high-speed hand dryers that offers a full portfolio of products designed to fit the needs of any environment. Whether you're looking for efficient energy usage, the best in hygiene technology, ADA compliance or the need to control sound levels, we have a solution that fits. For more than 60 years, our hand dryers have set the industry standard for the latest in technology, convenient functionality and attractive design.

- 1928 First original warm air hand dryer is invented.
- 1950 World Dryer introduces the **Model A**, cast iron cover hand dryer, as the industry standard.
- 1951 World Dryer brand is established.
- 1955 Commenced export sales with foreign distributors. Today, World Dryer has distributors in over 70 countries.
- 1984 World Dryer introduces a new line of stamped and zinc die cast covered hand dryer.
- 1987 World Dryer introduces sensor activated automatic hand dryers.
- 1992 World Dryer acquires **Electric-Aire**.
- 2000 World Dryer acquires **NOVA**.
- 2005 World Dryer launches **AirMax**, a classic high-speed hand dryer.
- 2008 World Dryer introduces **Airforce**, a energy efficient high-speed hand dryer.
- 2010 World Dryer launches **SMARTdri**, a 10 second multi-port high efficiency intelligent hand dryer.
- 2011 World Dryer introduces **SLIMdri**, a high-speed surface mounted ADA hand dryer.
- 2012 World Dryer introduces **SMARTdri Plus**, a single-port high efficiency intelligent hand dryer.
- 2013 World Dryer launches **VMax**, a high-speed "hands-in" vertical hand dryer.
- 2015 World Dryer launches **VERDEdri**, a high-speed surface-mounted ADA hand dryer. with HEPA filter and utilizing only 950 watts of power.



**World Dryer  
understood that  
we had different  
needs for hand  
drying in each of  
our buildings,**

such as speed, sound and being ADA compliant. All the hand dryers are high quality and have their purpose. They took the time to understand our concerns and offer us the right solutions. World Dryer offers extra services that other companies don't. We couldn't be happier.

— Richard Mills, Maintenance Department, Wheaton Academy, West Chicago, Illinois

### **COST SAVINGS**

Compared to the cost of using paper towels, our energy-efficient hand dryers achieve thousands of dollars in savings per year and save up to 99 percent in operation costs by removing much of the maintenance involved in restroom upkeep around paper towels, including restocking and disposal.

### **HYGIENIC**

Many of our high-speed hand dryers are equipped with a HEPA filtration system and our SteriTouch® antimicrobial technology that reduces airborne contaminants and improves hygiene quality, making our hygienic hand dryers the perfect choice for facilities with high traffic where clean is of utmost importance.

### **GREEN**

World Dryer products help you realize both economic and environmental savings by conserving energy consumption with fast dry times and keeping waste out of landfills. The intelligent, flexible technology inherent in out all our hand dryers make it possible to meet or exceed LEED performance requirements.

**You have more than one style.  
So do we.**

We know every restroom design has its challenges. Different environments have different needs. We are proud to be a manufacturer that understands the importance of accommodating those diverse application requirements and design our hand dryers to fit the unique requirements of any facility.

**ADA** HI-SPEED  
ENERGY EFFICIENT  
economical **HEPA**  
**HYGIENIC**  
universal voltage  
**QUALITY** QUIET  
**DURABLE**



# SMARTdri™ Series



## High-Efficiency Intelligent Hand Dryers



	110 - 120 V	208 - 240 V	220 - 240 V
Amps	3.3 - 10.0	1.8 - 5.2	1.7 - 5.0
Watts	400 - 1200	425 - 1250	400 - 1200
Hz	60	60	50
Electrical Certifications	cUL US	cUL US	CE

- 10 second dry time, ideal in high traffic areas
- Intelligent on/off heating and 3-speed motor controls optimize energy efficiency and user comfort
- Up to 2-3 times longer service life than competitive high speed dryers
- Up to 40% less energy than competitive high speed hand dryers and as little as 12% energy of traditional dryers
- SteriTouch® antimicrobial technology inhibits the growth of bacteria, mold, fungus extending the dryer's service life
- IP24 protection against harmful water ingress



K-974P / K-974 • Automatic, Aluminum, White, Surface Mounted



K-162P / K-162 • Automatic, Aluminum, Black, Surface Mounted

Up to **2-3 times**  
longer service life than  
competitive high speed dryers



**SMARTdri plus**  
Single-port nozzle delivers a  
high intensity focused dry



**SMARTdri**  
Multi-port nozzle for  
a comfortable dry

“ We tested two different units and liked the intelligent on/off heating, the variable motor speed, and the amount of ventilation to suit the different age groups of students. ”

— Barry Bowen, Director of Operations Legacy Charter School, Greenville, South Carolina

For the Fine Arts Center, we selected SMARTdri™ Plus because it is intelligent and flexible controls allow customizing of high-speed air flow, sound quality and heating options. Maintenance could adjust the fast, powerful hand dryers with sound at a minimum level so as not to disturb performances. ”

— Richard Mills, Maintenance Department, Wheaton Academy, West Chicago, Illinois



K-971P / K-971 • Automatic, Aluminum, Brushed Chrome, Surface Mounted  
K-973P / K-973 • Automatic, Stainless Steel, Brushed, Surface Mounted



K-970P / K-970 • Automatic, Aluminum, Polished Chrome, Surface Mounted  
K-972P / K-972 • Automatic, Stainless Steel, Polished, Surface Mounted



**SMARTdri Recess Kit**

KKR-973 • Optional Recess Kit, Stainless Steel, Brushed, Recess Mounted

(Hand dryer sold separately)

HAND DRYER

HIGH SPEED

6



# PURE GENIUS



VERDEdri™ is a **high speed, surface-mounted ADA compliant** hand dryer featuring **HEPA** filtration system and **antimicrobial** technology. VERDEdri is **extremely energy efficient** utilizing only 950 watts of power. The **adjustable two speed** motor controls and global **universal voltage** features accommodate any commercial washroom environment.

# VERDEdri™



## Hi-Speed Surface-Mounted ADA Compliant Hand Dryer

- 12 second dry time
- Automatic surface-mounted ADA compliant simplifies installation and reduces installation costs
- HEPA filter reduces contaminants in the air when hand drying
- Energy efficient utilizing only 950 watts of power
- Adjustable two speed controls to customize drying time, sound level and energy savings
- Universal voltage – accepts 110-120 / 208 / 220-240 VAC 50/60 Hz
- SteriTouch® antimicrobial technology inhibits the growth of bacteria, mold, fungus extending the dryer's service life
- IP24 protection against harmful water ingress



Q-974 • Automatic, Aluminum, White, Surface Mounted  



Q-162 • Automatic, Aluminum, Black, Surface Mounted  





Q-973 • Automatic, Stainless Steel, Brushed, Surface Mounted  



Q-972 • Automatic, Stainless Steel, Polished, Surface Mounted  

IP24



	110-120 V	208 V / 220-240 V
Amps	8.3	4.1
Watts	950	950
Hz	50/60	50/60
Electrical Certifications	 	



HEPA filter removes a minimum of 99.97% of contaminants 0.3 microns in size or larger .  
Reduces contaminants in the air when hand drying.



93-10292K • HEPA Filter



### VERDEdri Top Entry Adapter

The top entry adapter is used in conjunction with the VERDEdri hand dryer where top entry surface mounted electrical conduit connections are required.

17-10310 • Optional Adapter Kit, Stainless Steel, Brushed, Surface Mounted

(Hand dryer sold separately)



V-674 • Automatic, High Impact ABS, White, Surface Mounted 

V-629 • Automatic, High Impact ABS, Silver, Surface Mounted 



93-10165 • HEPA Filter (1 pk)  
93-10165-4pk • HEPA Filter (4pk)



- 10 - 12 second dry time
- 25% greater hand drying cavity opening provides comfortable dry without touching sides of hand dryer
- HEPA filter with odor neutralizing tablet reduces contaminants in the air when hand drying
- Water collection reservoir eliminates water from collecting on the floor resulting in reduced maintenance
- LED display indicates when to empty water tray and change HEPA filter for easy maintenance
- Quiet operation for sound sensitive areas
- Antimicrobial technology inhibits the growth of bacteria, mold, fungus extending the dryer's service life
- IP33 protection against harmful water ingress

IP33



	110-120 V	220-240 V
Amps	10	5
Watts	1200	1200
Hz	60	50/60
Electrical Certifications		

**VMax™**



High Speed Vertical Hand Dryers







When I saw the SLIMdri and the fact it offered a compact structure of 11" high, 12" wide, and 4" deep which made it ADA compliant, I was sold. What also sold me on World Dryer's SLIMdri hand dryer is that it is almost 40% faster than other ADA surface mounted hand dryers and is extremely energy efficient. That is very important to us as an institution."

- Larry Ream, Facilities Management Operation, Community Counseling Center, Cape Girardeau, Missouri

HIGH SPEED

**SLIMdri™**



Surface-Mounted ADA Compliant Hand Dryers



	110-120 V	208 V	220-240 V
Amps	8.3	3.7	4.1
Watts	950	775	950
Hz	60 Hz	60 Hz	60 Hz
Electrical Certifications			



L-974 • Automatic, Aluminum, White, Surface Mounted



L-970 • Automatic, Aluminum, Polished Chrome, Surface Mounted



L-971 • Automatic, Aluminum, Brushed Chrome, Surface Mounted



L-162 • Automatic, Aluminum, Black, Surface Mounted



L-972 • Automatic, Stainless Steel, Polished, Surface Mounted



L-973 • Automatic, Stainless Steel, Brushed, Surface Mounted

- 15 second dry time
- Simplified installation reduces costs
- Up to 40% faster dry time than comparable surface-mounted ADA dryers
- Uses up to 70% less energy than competitive dryers
- Universal voltage (110-240 V)
- ON/OFF heat control to customize comfort and energy savings
- Ultra compact and stylish design
- SteriTouch® antimicrobial technology inhibits the growth of bacteria, mold, fungus extending the dryer's service life
- IP23 protection against harmful water ingress



J-974 • Automatic, Aluminum, White, Surface Mounted



J-162 • Automatic, Aluminum, Black, Surface Mounted



J-971 • Automatic, Aluminum, Brushed Chrome, Surface Mounted



J-970 • Automatic, Aluminum, Polished Chrome, Surface Mounted

J-973 • Automatic, Stainless Steel, Brushed, Surface Mounted

J-972 • Automatic, Stainless Steel, Polished, Surface Mounted

- 12 second dry time
- Uses up to 30% less energy than competitive high speed dryers
- Modular design for easy field service
- Modern sleek design, easy cleaning
- SteriTouch® antimicrobial technology inhibits the growth of bacteria, mold, fungus extending the dryer's service life
- IP24 protection against harmful water ingress



Multi-port technology nozzle maximizes drying effectiveness and comfort

# Airforce

## High-Speed Energy Efficient Hand Dryer

IP24



GreenSpec LISTED



	110-120 V	208-240 V	220 - 240 V
Amps	9.6	4.8	4.8
Watts	1100	1100	1100
Hz	60	60	50
Electrical Certifications	UL US	UL US	CE



### Airforce Recess Kit

KJR-973K-1

- Optional Recess Kit, Stainless Steel, Brushed, Recess Mounted

(Hand dryer sold separately)

World Dryer's Airforce beat the competition in all of my criteria. It was cost-effective. It didn't require the additional heat strip. It's durable and has a small footprint and performs really well. It dries quickly.

— Jim DeMonaco, Director of Facilities, Fairplex Los Angeles County Fair, Los Angeles, California

# AirMax™

## High Speed and Heavy Duty Hand Dryers



CE IPX1

GreenSpec<sup>®</sup> LISTED

10 YEAR WARRANTY  
5 yrs motor & sensor

	110-120 V	208 V	220-240 V
Amps	20	10	10
Watts	2300	2300	2300
Hz	60 Hz	60 Hz	50 Hz



DXM5-974 • Automatic, Steel, White, Surface Mounted  
XM5-974 • Automatic, Cast Iron, White Porcelain, Surface Mounted

DM5-974 • Push-button, Steel, White, Surface Mounted  
M5-974 • Push-button, Cast Iron, White Porcelain, Surface Mounted

- 15 second dry time
- 50% more energy efficient than standard dryers
- Durable and vandal resistant
- Automatic or push-button operation; surface or recess mounted models
- Quiet operation for sound sensitive areas



DXM5-972 • Automatic, Stainless Steel, Polished, Surface Mounted

DM5-972 • Push-button, Stainless Steel, Polished, Surface Mounted



DXM5-973 • Automatic, Stainless Steel, Brushed, Surface Mounted

DM5-973 • Push-button, Stainless Steel, Brushed, Surface Mounted



XRM5-Q974 • Automatic, Cast Iron, White Porcelain, Recess Mounted,



RM5-Q974 • Push-button, Cast Iron, White Porcelain, Recess Mounted,



DXRM5-Q973 • Automatic, Stainless Steel, Brushed, Recess Mounted

- Vandal resistant and long life
- Quiet operation for sound sensitive areas
- Adjustable swivel nozzle
- Automatic or push button operation
- Available with surface mount or recess mounted models

Swivel  
Conversion  
Option



# Model A Series

## Durable & Vandal-Resistant Hand Dryers



IPX1 cULus CE

	110-120 V	110-120 V	208 V	220-240 V	277 V
Amps	20	15	10	10	8.5
Watts	2300	1725	2300	2300	2300
Hz	60	60	60	50	60



DXA5-974 • Automatic, Steel, White, Surface Mounted  
XA5-974 • Automatic, Cast Iron, White Porcelain, Surface Mounted



DA5-974 • Push-button, Steel, White, Surface Mounted, Universal Nozzle  
A5-974 • Push-button, Cast Iron, White Porcelain, Surface Mounted, Universal Nozzle



DXA5-972 • Automatic, Stainless Steel, Polished, Surface Mounted  
DA5-972 • Push-button, Stainless Steel, Polished, Surface Mounted, Universal Nozzle



DXA5-973 • Automatic, Stainless Steel, Brushed, Surface Mounted  
DA5-973 • Push-button, Stainless Steel, Brushed, Surface Mounted, Universal Nozzle



XRA5-Q974 • Automatic, Cast Iron, White Porcelain, Recess Mounted



RA5-Q974 • Push-button, Cast Iron, White Porcelain, Recess Mounted, Universal Nozzle



DXRA5-Q973 • Automatic, Stainless Steel, Brushed, Recess Mounted



- Automatic operation
- Universal voltage (110-240 V)

	NOVA 1		NOVA 2	
	110-120 V	220-240V	110-120 V	220-240 V
Amps	8	7	15	10
Watts	1000	1700	1800	2400
Hz	60	60	60	60



# NOVA™ 1 & NOVA™ 2

## Economical Hand Dryers



NOVA 1



0830 • Automatic, Aluminum, White, Surface Mounted, Hard Wired  

NOVA 2



0930 • Automatic, Steel, White, Surface Mounted 

NOVA 2



093079 • Automatic, Stainless Steel, Brushed, Surface Mounted 

# NOVA™ 1 Plug-in, LN & LE

## Economical Hand Dryers



	NOVA 1 Plug-in	Electric-Aire LN		Electric-Aire LE		
	110-120 V	110-120 V	208-240V	110-120 V	208-240 V	220-240 V*
Amps	8	8	7	13	6.5	6.5
Watts	1000	1000	1700	1500	1500	1500
Hz	60	50/60	50/60	60	60	50

- Quiet operation for sound sensitive areas
- LN : Universal voltage (110 - 240 V)  
NOVA 1 Plug-in : 110 - 120 V  
LE : 110 - 120 V / 208 - 240 V
- Automatic operation



NOVA 1 Plug-in  
Electric-Aire LN



Electric-Aire LE

\*LE48-974 (220-240V) is CE/TUV-GS Certified

NOVA 1 Plug-in



0833 • Automatic, Aluminum, White, Surface Mounted, Plug-in

Electric-Aire LN



LN-974 • Automatic, Aluminum, White, Surface Mounted 

Electric-Aire LE



LE-974 • Automatic, Aluminum, White, Surface Mounted



	110-120 V	220-240 V
Amps	15	7.5
Watts	1800	1800
Hz	60	60

# NOVA™ 4 & NOVA™ 5

## Quiet Hand Dryers

- Quiet induction motor
- Long life and easy maintenance brushless motor
- Automatic or push-button operation
- Surface or recess mounted
- Durable and vandal resistant



**NOVA 4 Recess**  
0712 • Automatic, Cast Iron, White Porcelain, Recess Mounted



**NOVA 5 Recess Kit** (Hand dryer sold separately)  
37-058500 • Optional Recess Kit, Steel, White Frame, Recess Mounted  
37-058589 • Optional Recessed Kit, Stainless Steel Brushed Frame, Recess Mounted

### NOVA 4



0412 • Automatic, Cast Iron, White Porcelain, Surface Mounted

### NOVA 5



0212 • Automatic, Aluminum, White, Surface Mounted



0112 • Push Button, Aluminum, White, Surface Mounted



021299 • Automatic, Aluminum, Brushed Chrome, Surface Mounted



011299 • Push Button, Aluminum, Brushed Chrome, Surface Mounted

# No Touch & AirSpeed™

## Quiet Economical Hand Dryers

- Long life and easy maintenance brushless motor
- Quiet operation for sound sensitive areas



	110-120 V	208-240 V	220-240 V
Amps	17	8.5	8
Watts	2000	2000	1800
Hz	60	60	50

### No Touch



NT126-005 • Automatic, Aluminum, White body w/ Ebony front panel, Surface Mounted



NT126-004 • Automatic, Aluminum, Chrome body w/ Ebony front panel, Surface Mounted

### AirSpeed



WA126-002 • Push-Button, White body w/ Brushed Aluminum front panel, Surface Mounted



WA126-001 • Push-Button, Chrome body w/ Brushed Aluminum front panel, Surface Mounted

- High-power 80 second drying cycle
- Quiet operation for sound sensitive areas
- Durable and vandal resistant
- Designed for use in health clubs, locker rooms and schools
- Adjustable swivel nozzle

# Hair Dryers

## Commercial Hair Dryers

CE cUL US IPX1



	110-120 V	110-120 V	208 V	220-240 V	277 V
Amps	20	15	10	10	8.5
Watts	2300	1725	2300	2300	2300
Hz	60	60	60	50	60

### AirStyle Model B



B-974 • Push-Button, Cast Iron, White Porcelain, Surface Mounted



DB-972 • Push-Button, Stainless Steel, Polished Surface Mounted



DB-973 • Push-Button, Stainless Steel, Brushed, Surface Mounted

DB-974 • Push-Button, Steel, White, Surface Mounted

### WorldWind™

- Variable temperature control
- Safety timer automatically activates when hand piece is removed
- Isolates electrical components from accidental water contact
- Recommended for hotels, hospitals and nursing homes



cUL US IPX1

	110-120 V
Amps	9.1
Watts	1000
Hz	60



RB-974 • Push-Button, Cast Iron, White Porcelain, Recess Mounted

### Model B & World Wind Hair Dryer

110-120 V	110-120 V (20 A)	110-120 V (15 A)	208-240 V	220-240V	277 V**	Operation	Mounted	Cover Material, Cover Finish	Unit Wt.	Shipping Wt.	Unit Size (HxWxD) inch/mm	Shipping Size (HxWxD) inch/mm
-	B-974	B1-974	B3-974	B38-974	B7-974	Push-button	Surface	Cast Iron, White	27.3 lbs 12.4 kgs	29.6 lbs 13.4 kgs	11.3" x 9.6" x 8.1" 287 x 244x 206	15" x 13" x 11.3" 385 x 330 x 285
-	RB-974	RB1-974	RB3-974	RB38-974	RB7-974	Push-button	Recessed	Cast Iron, White	28.6 lbs 12.9 kgs	32.2 lbs 14.6 kgs	13.2" x 13.8" x 6.1" 335 x 351 x 155	15" x 14.8" x 10.8" 385 x 375 x 275
-	DB-974	DB1-974	DB3-974	DB38-974	DB7-974	Push-button	Surface	Steel, White	15.6 lbs 7.1 kgs	17.8 lbs 8 kgs	11.3" x 9.6" x 8.1" 287 x 244x 206	15" x 13" x 11.3" 385 x 330 x 285
-	DB-972	DB1-972	DB3-972	DB38-972	DB7-972	Push-button	Surface	Stainless Steel, Polished	15.6 lbs 7.1 kgs	17.8 lbs 8 kgs	11.3" x 9.6" x 8.1" 287 x 244x 206	15" x 13" x 11.3" 385 x 330 x 285
-	DB-973	DB1-973	DB3-973	DB38-973	DB7-973	Push-button	Surface	Stainless Steel, Brushed	15.6 lbs 7.1 kgs	17.8 lbs 8 kgs	11.3" x 9.6" x 8.1" 287 x 244x 206	15" x 13" x 11.3" 385 x 330 x 285
HD3	-	-	-	-	-	Plug-in	Surface	ABS, White	4.7 lbs 2.1 kgs	5.5 lbs 2.5 kgs	17" x 8" x 4" 432 x 203 x 102	19" x 8.5" x 4.8" 485 x 215 x 120

\*\* 277 Volts unit available for additional fee



ABC-300V • Vertical Style, Grey, Polyethylene, Surface Mounted



ABC-300H • Horizontal Style, Grey, Polyethylene, Surface Mounted

- Easy-to-clean polyethylene interior
- Safety belt adjustable with one hand
- No buckle to catch and break in door
- Built-in liner dispenser
- Bag hooks on both sides for added convenience



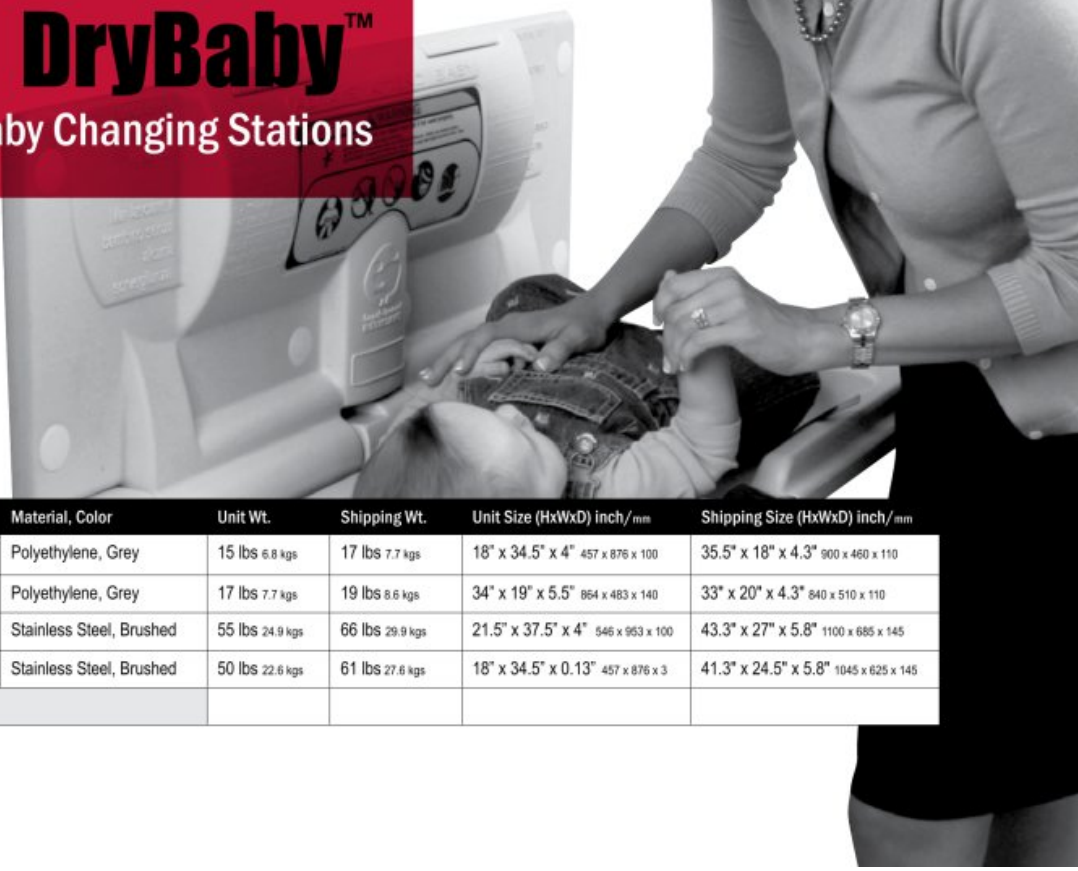
ABC-300HS • Horizontal Style, Polyethylene Body, Brushed Stainless Steel Exterior, Surface Mounted



ABC-300HSR • Horizontal Style, Polyethylene Body, Brushed Stainless Steel Exterior, Recess Mounted

# DryBaby™

## Durable Baby Changing Stations



DryBaby Baby Changing Stations

Model #	Type	Mounted	Material, Color	Unit Wt.	Shipping Wt.	Unit Size (HxWxD) inch/mm	Shipping Size (HxWxD) inch/mm
ABC-300H	Horizontal	Surface	Polyethylene, Grey	15 lbs 6.8 kgs	17 lbs 7.7 kgs	18" x 34.5" x 4" 457 x 876 x 100	35.5" x 18" x 4.3" 900 x 460 x 110
ABC-300V	Vertical	Surface	Polyethylene, Grey	17 lbs 7.7 kgs	19 lbs 8.6 kgs	34" x 19" x 5.5" 864 x 483 x 140	33" x 20" x 4.3" 840 x 510 x 110
ABC-300HS	Horizontal	Surface	Stainless Steel, Brushed	55 lbs 24.9 kgs	66 lbs 29.9 kgs	21.5" x 37.5" x 4" 546 x 953 x 100	43.3" x 27" x 5.8" 1100 x 685 x 145
ABC-300HSR	Horizontal	Recessed	Stainless Steel, Brushed	50 lbs 22.6 kgs	61 lbs 27.6 kgs	18" x 34.5" x 0.13" 457 x 876 x 3	41.3" x 24.5" x 5.8" 1045 x 625 x 145
ABC-300L	Sanitary Bed Liners (500 qty)						



**SMARTdri Series Hand Dryer**

110 -120 V	208 - 240 V	220 - 240 V	Operation	Mounted	Cover Material, Cover Finish	Unit Wt.	Shipping Wt.	Unit Size (HxWxD) inch/mm	Shipping Size (HxWxD) inch/mm
K-974	K4-974	K48-974	Automatic	Surface	Aluminum, White	11.3 lbs 5.1 kgs	13.2 lbs 6 kgs	12.5" x 9.3" x 7.6" 319 x 236 x 192	14.7" x 11.4" x 10.8" 375 x 290 x 275
K-970	-	-	Automatic	Surface	Alum., Polished Chrome	11.3 lbs 5.1 kgs	13.2 lbs 6 kgs	12.5" x 9.3" x 7.6" 319 x 236 x 192	14.7" x 11.4" x 10.8" 375 x 290 x 275
K-971	-	-	Automatic	Surface	Alum., Brushed Chrome	11.3 lbs 5.1 kgs	13.2 lbs 6 kgs	12.5" x 9.3" x 7.6" 319 x 236 x 192	14.7" x 11.4" x 10.8" 375 x 290 x 275
K-162	K4-162	K48-162	Automatic	Surface	Aluminum, Black	11.3 lbs 5.1 kgs	13.2 lbs 6 kgs	12.5" x 9.3" x 7.6" 319 x 236 x 192	14.7" x 11.4" x 10.8" 375 x 290 x 275
K-972	-	-	Automatic	Surface	Stainless Steel, Polished	12.4 lbs 5.6 kgs	14.4 lbs 6.5 kgs	12.5" x 9.3" x 7.6" 319 x 236 x 192	14.7" x 11.4" x 10.8" 375 x 290 x 275
K-973	K4-973	K48-973	Automatic	Surface	Stainless Steel, Brushed	12.4 lbs 5.6 kgs	14.4 lbs 6.5 kgs	12.5" x 9.3" x 7.6" 319 x 236 x 192	14.7" x 11.4" x 10.8" 375 x 290 x 275
K-974P	K4-974P	K48-974P	Automatic	Surface	Aluminum, White	11.3 lbs 5.1 kgs	13.2 lbs 6 kgs	12.5" x 9.3" x 7.6" 319 x 236 x 192	14.7" x 11.4" x 10.8" 375 x 290 x 275
K-970P	-	-	Automatic	Surface	Alum., Polished Chrome	11.3 lbs 5.1 kgs	13.2 lbs 6 kgs	12.5" x 9.3" x 7.6" 319 x 236 x 192	14.7" x 11.4" x 10.8" 375 x 290 x 275
K-971P	-	-	Automatic	Surface	Alum., Brushed Chrome	11.3 lbs 5.1 kgs	13.2 lbs 6 kgs	12.5" x 9.3" x 7.6" 319 x 236 x 192	14.7" x 11.4" x 10.8" 375 x 290 x 275
K-162P	K4-162P	K48-162P	Automatic	Surface	Aluminum, Black	11.3 lbs 5.1 kgs	13.2 lbs 6 kgs	12.5" x 9.3" x 7.6" 319 x 236 x 192	14.7" x 11.4" x 10.8" 375 x 290 x 275
K-972P	-	-	Automatic	Surface	Stainless Steel, Polished	12.4 lbs 5.6 kgs	14.4 lbs 6.5 kgs	12.5" x 9.3" x 7.6" 319 x 236 x 192	14.7" x 11.4" x 10.8" 375 x 290 x 275
K-973P	K4-973P	K48-973P	Automatic	Surface	Stainless Steel, Brushed	12.4 lbs 5.6 kgs	14.4 lbs 6.5 kgs	12.5" x 9.3" x 7.6" 319 x 236 x 192	14.7" x 11.4" x 10.8" 375 x 290 x 275
KKR-973 Optional Recess Kit				Recessed	Stainless Steel, Brushed	8.4 lbs 3.8 kgs	11.9 lbs 5.4 kgs	25.0" x 14.2" x 4.0" 635 x 361 x 102	30.0" x 15.0" x 8.0" 760 x 380 x 200

**VERDEdri Hand Dryer**

110-120 /208/220-240 V	Operation	Mounted	Cover Material, Cover Finish, Nozzle	Unit Wt.	Shipping Wt.	Unit Size (HxWxD) inch/mm	Shipping Size (HxWxD) inch/mm
Q-974	Automatic	Surface	Aluminum, White	9.8 lbs 4.4 kgs	11.9 lbs 5.4 kgs	13.3" x 11.6" x 3.9" 339 x 295 x 100	14.2" x 16" x 6.7" 360 x 405 x 170
Q-162	Automatic	Surface	Aluminum, Black	9.8 lbs 4.4 kgs	11.9 lbs 5.4 kgs	13.3" x 11.6" x 3.9" 339 x 295 x 100	14.2" x 16" x 6.7" 360 x 405 x 170
Q-972	Automatic	Surface	Stainless Steel, Polished	11.3 lbs 5.1 kgs	13.4 lbs 6.1 kgs	13.3" x 11.6" x 3.9" 339 x 295 x 100	14.2" x 16" x 6.7" 360 x 405 x 170
Q-973	Automatic	Surface	Stainless Steel, Brushed	11.3 lbs 5.1 kgs	13.4 lbs 6.1 kgs	13.3" x 11.6" x 3.9" 339 x 295 x 100	14.2" x 16" x 6.7" 360 x 405 x 170
#17-10310K Optional Top Entry Adapter Kit		Surface	Stainless Steel, Brushed	3.8 lbs 1.7 kgs	5.2 lbs 2.3 kgs	13.4" x 14.3" x 1.2" 339 x 364 x 30	14.8" x 16" x 4.5" 375 x 405 x 114
#93-10292K HEPA Filter			-	0.4 lbs 0.9 kgs	0.7 lbs 1.5 kgs	9" x 3.3" x 3" 229 x 84 x 76	9.4" x 3.5" x 3.5" 240 x 90 x 90

**VMax Hand Dryer**

110 -120 V	208 - 240 V	220 - 240 V	Operation	Mounted	Cover Material, Cover Finish	Unit Wt.	Shipping Wt.	Unit Size (HxWxD) inch/mm	Shipping Size (HxWxD) inch/mm
V-674	-	V48-674	Automatic	Surface	High Impact ABS, White	19.5 lbs 8.9 kgs	25 lbs 11.3 kgs	13" x26.25" x 9.25" 330 x 667 x 235	16" x 28.5" x 12" 406 x 724 x 305
V-629	-	V48-629	Automatic	Surface	High Impact ABS, Silver	19.5 lbs 8.9 kgs	25 lbs 11.3 kgs	13" x26.25" x 9.25" 330 x 667 x 235	16" x 28.5" x 12" 406 x 724 x 305
93-10165 HEPA Filter with Odor Neutralizing Tablet (1 pk)						0.17 lb 0.08 kg	0.2 lb 0.09 kg	6.29" x 1.57" x 2.44" 160 x 40 x 62	6.29" x 1.57" x 2.44" 160 x 40 x 62
93-10165-4pk HEPA Filter with Odor Neutralizing Tablet (4 pk)						0.67 lb 0.31 kg	0.82 lb 0.37 kg	6.29" x 1.57" x 2.44" 160 x 40 x 62	6.5" x 6.6" x 2.75" 165 x 168 x 70
93-45-0031-WH Recessed Duplex Receptacle						-	-	-	-




**SLIMdri Hand Dryer**

110-120 /208/220-240 V	Operation	Mounted	Cover Material, Cover Finish, Nozzle	Unit Wt.	Shipping Wt.	Unit Size (HxWxD) inch/mm	Shipping Size (HxWxD) inch/mm
L-974	Automatic	Surface	Aluminum, White	9.0 lbs 4.1 kgs	10.6 lbs 4.8 kgs	10.7" x 11.43" x 3.9" 271 x 290 x 100	13.8" x 13" x 6.9" 350 x 330 x 175
L-970	Automatic	Surface	Aluminum, Polished Chrome	9.0 lbs 4.1 kgs	10.6 lbs 4.8 kgs	10.7" x 11.43" x 3.9" 271 x 290 x 100	13.8" x 13" x 6.9" 350 x 330 x 175
L-971	Automatic	Surface	Aluminum, Brushed Chrome	9.0 lbs 4.1 kgs	10.6 lbs 4.8 kgs	10.7" x 11.43" x 3.9" 271 x 290 x 100	13.8" x 13" x 6.9" 350 x 330 x 175
L-162	Automatic	Surface	Aluminum, Black	9.0 lbs 4.1 kgs	10.6 lbs 4.8 kgs	10.7" x 11.43" x 3.9" 271 x 290 x 100	13.8" x 13" x 6.9" 350 x 330 x 175
L-972	Automatic	Surface	Stainless Steel, Polished	10.7 lbs 4.8 kgs	12.3 lbs 5.5 kgs	10.7" x 11.43" x 3.9" 271 x 290 x 100	13.8" x 13" x 6.9" 350 x 330 x 175
L-973	Automatic	Surface	Stainless Steel, Brushed	10.7 lbs 4.8 kgs	12.3 lbs 5.5 kgs	10.7" x 11.43" x 3.9" 271 x 290 x 100	13.8" x 13" x 6.9" 350 x 330 x 175



**Airforce Hand Dryer**

110 -120 V	208-240 V	220 - 240 V (50Hz)	Operation	Mounted	Cover Material, Cover Finish	Unit Wt.	Shipping Wt.	Unit Size (HxWxD) inch/mm	Shipping Size (HxWxD) inch/mm
J-974	J4-974	J48-974	Automatic	Surface	Aluminum, White	7.3 lbs 3.3 kgs	8.7 lbs 3.9 kgs	10.7" x 8.9" x 6.5" 272 x 226 x 165	11.7" x 10.8" x 7.2" 297 x 274 x 76
J-970	-	-	Automatic	Surface	Alum., Polished Chrome	7.3 lbs 3.3 kgs	8.7 lbs 3.9 kgs	10.7" x 8.9" x 6.5" 272 x 226 x 165	11.7" x 10.8" x 7.2" 297 x 274 x 76
J-971	-	-	Automatic	Surface	Alum., Brushed Chrome	7.3 lbs 3.3 kgs	8.7 lbs 3.9 kgs	10.7" x 8.9" x 6.5" 272 x 226 x 165	11.7" x 10.8" x 7.2" 297 x 274 x 76
J-162	J4-162	J48-162	Automatic	Surface	Aluminum, Black	7.3 lbs 3.3 kgs	8.7 lbs 3.9 kgs	10.7" x 8.9" x 6.5" 272 x 226 x 165	11.7" x 10.8" x 7.2" 297 x 274 x 76
J-975	-	-	Automatic	Surface	Steel, White	7.5 lbs 3.4 kgs	9 lbs 4.1 kgs	10.7" x 8.9" x 6.5" 272 x 226 x 165	11.7" x 10.8" x 7.2" 297 x 274 x 76
J-972	-	-	Automatic	Surface	Stainless Steel, Polished	7.5 lbs 3.4 kgs	9 lbs 4.1 kgs	10.7" x 8.9" x 6.5" 272 x 226 x 165	11.7" x 10.8" x 7.2" 297 x 274 x 76
J-973	-	-	Automatic	Surface	Stainless Steel, Brushed	7.5 lbs 3.4 kgs	9 lbs 4.1 kgs	10.7" x 8.9" x 6.5" 272 x 226 x 165	11.7" x 10.8" x 7.2" 297 x 274 x 76
KJR-973K-1 Optional Recess Kit				Recessed	Stainless Steel, Brushed	8.4 lbs 3.8 kgs	11.9 lbs 5.4 kgs	25.0" x 14.2" x 4.0" 635 x 361 x 102	30.0" x 15.0" x 8.0" 760 x 380 x 200

**AirMax Hand Dryer**

110 - 120 V	208 - 240 V	220 - 240 V (50Hz)	Operation	Mounted	Cover Matl., Cover Finish	Unit Wt.	Shipping Wt.	Unit Size (HxWxD) inch/mm	Shipping Size (HxWxD) inch/mm
M5-974	M54-974	M548-974	Push-Button	Surface	Cast Iron, White	27.5 lbs 12.4 kgs	29.8 lbs 13.5 kgs	9.5" x 11.3" x 8.3" 241 x 287 x 211	12.5" x 14.4" x 10.1" 317 x 366 x 256
XM5-974	XM54-974	XM548-974	Automatic	Surface	Cast Iron, White	27.3 lbs 12.4 kgs	29.6 lbs 13.4 kgs	9.5" x 11.3" x 8.3" 241 x 287 x 211	12.5" x 14.4" x 10.1" 317 x 366 x 256
DM5-974	DM54-974	DM548-974	Push-Button	Surface	Steel, White	15.8 lbs 7.1 kgs	18 lbs 8.1 kgs	9.5" x 11.3" x 8.3" 241 x 287 x 211	12.5" x 14.4" x 10.1" 317 x 366 x 256
DXM5-974	DXM54-974	DXM548-974	Automatic	Surface	Steel, White	15.6 lbs 7 kgs	17.8 lbs 8.1 kgs	9.5" x 11.3" x 8.3" 241 x 287 x 211	12.5" x 14.4" x 10.1" 317 x 366 x 256
DM5-972	DM54-972	DM548-972	Push-Button	Surface	Stainless Steel, Polished	15.8 lbs 7.1 kgs	18 lbs 8.1 kgs	9.5" x 11.3" x 8.3" 241 x 287 x 211	12.5" x 14.4" x 10.1" 317 x 366 x 256
DXM5-972	DXM54-972	DXM548-972	Automatic	Surface	Stainless Steel, Polished	15.6 lbs 7 kgs	17.8 lbs 8.1 kgs	9.5" x 11.3" x 8.3" 241 x 287 x 211	12.5" x 14.4" x 10.1" 317 x 366 x 256
DM5-973	DM54-973	DM548-973	Push-Button	Surface	Stainless Steel, Brushed	15.8 lbs 7.1 kgs	18 lbs 8.1 kgs	9.5" x 11.3" x 8.3" 241 x 287 x 211	12.5" x 14.4" x 10.1" 317 x 366 x 256
DXM5-973	DXM54-973	DXM548-973	Automatic	Surface	Stainless Steel, Brushed	15.6 lbs 7 kgs	17.8 lbs 8.1 kgs	9.5" x 11.3" x 8.3" 241 x 287 x 211	12.5" x 14.4" x 10.1" 317 x 366 x 256
RM5-Q974	RM54-Q974	RM548-Q974	Push-Button	Recessed 	Cast Iron, White	28.8 lbs 13 kgs	32.4 lbs 14.7 kgs	13.8" x 13.1" x 4" 351 x 333 x 102	15" x 15" x 11.25" 381 x 381 x 286
XRM5-Q974	XRM54-Q974	XRM548-Q974	Automatic	Recessed 	Cast Iron, White	30.2 lbs 13.7 kgs	32.7 lbs 14.8 kgs	13.8" x 13.1" x 4" 351 x 333 x 102	15" x 15" x 11.25" 381 x 381 x 286
DXRM5-Q973	DXRM54-Q973	DXRM548-Q973	Automatic	Recessed 	Stainless Steel, Brushed	20.3 lbs 9.2 kgs	24.4 lbs 11 kgs	13.8" x 13.1" x 4" 351 x 333 x 102	15" x 15" x 11.25" 381 x 381 x 286

**Model A Hand Dryer (HxWxD) inch/mm - Size 1: 9.5" x 11.3" x 8.3" 240 x 290 x 210; Size 2: 13.8" x 13.1" x 4" 350 x 335 x 100; Size 3: 15" x 13" x 11.3" 385 x 330 x 285; Size 4: 15" x 14.8" x 10.8" 385 x 375 x 275**

110 - 120 V (20 A)	110 - 120 V (15 A)	208 - 240 V	220 - 240 V (50Hz)	277 V**	Operation	Mounted	Cover Material, Cover Finish, Nozzle	Unit Wt.	Shipping Wt.	Unit Size	Shipping Size
A5-974	A52-974	A54-974	A548-974	A57-974	Push-Button	Surface	Cast Iron, White, Univ. Nozzle	27.3 lbs 12.4 kgs	29.6 lbs 13.4 kgs	Size 1	Size 3
XA5-974	XA52-974	XA54-974	XA548-974	XA57-974	Automatic	Surface	Cast Iron, White	27.1 lbs 12.3 kgs	29.4 lbs 13.3 kgs	Size 1	Size 3
DA5-974	DA52-974	DA54-974	DA548-974	DA57-974	Push-Button	Surface	Steel, White, Univ. Nozzle	15.6 lbs 7.1 kgs	17.8 lbs 8 kgs	Size 1	Size 3
DXA5-974	DXA52-974	DXA54-974	DXA548-974	DXA57-974	Automatic	Surface	Steel, White	15.4 lbs 7 kgs	17.5 lbs 7.9 kgs	Size 1	Size 3
DA5-972	DA52-972	DA54-972	DA548-972	DA57-972	Push-Button	Surface	Stainless Steel, Polished	15.6 lbs 7.1 kgs	17.8 lbs 8 kgs	Size 1	Size 3
DXA5-972	DXA52-972	DXA54-972	DXA548-972	DXA57-972	Automatic	Surface	Stainless Steel, Polished	15.4 lbs 7 kgs	17.5 lbs 7.9 kgs	Size 1	Size 3
DA5-973	DA52-973	DA54-973	DA548-973	DA57-973	Push-Button	Surface	Stainless Steel, Brushed	15.6 lbs 7.1 kgs	17.8 lbs 8 kgs	Size 1	Size 3
DXA5-973	DXA52-973	DXA54-973	DXA548-973	DXA57-973	Automatic	Surface	Stainless Steel, Brushed	15.4 lbs 7 kgs	17.5 lbs 7.9 kgs	Size 1	Size 3
RA5-Q974	RA52-Q974	RA54-Q974	RA548-Q974	RA57-Q974	Push-Button	Recessed 	Cast Iron, White	28.6 lbs 12.9 kgs	32.2 lbs 14.6 kgs	Size 2	Size 4
XRA5-Q974	XRA52-Q974	XRA54-Q974	XRA548-Q974	XRA57-Q974	Automatic	Recessed 	Cast Iron, White	30 lbs 13.6 kgs	32.5 lbs 14.7 kgs	Size 2	Size 4
DXRA5-Q973	DXRA52-Q973	DXRA54-Q973	DXRA548-Q973	DXRA57-Q973	Automatic	Recessed 	Stainless Steel, Brushed	20.1 lbs 9.1 kgs	24.2 lbs 11 kgs	Size 2	Size 4

**NOVA Hand Dryer** \* Institutional: includes top entry point for surface wiring installation

Product Line	110 - 120 V	208-240 V	Operation	Mounted	Cover Material, Cover Finish	Unit Wt.	Shipping Wt.	Unit Size (HxWxD) inch/mm	Shipping Size (HxWxD) inch/mm
NOVA 1	0830	0830	Automatic	Surface 	Aluminum, White, Univ. Voltage	6.5 lbs 2.9 kgs	7.6 lbs 3.4 kgs	9.0" x 9.7" x 4.0" 228 x 248 x 100	13" x 12" x 8" 330 x 246 x 203
NOVA 1 Plug-in	0833	-	Automatic	Surface	Aluminum, White, Plug-in	7.5 lbs 3.4 kgs	8.6 lbs 3.9 kgs	9.0" x 9.7" x 4.2" 228 x 246 x 1007	13" x 12" x 8" 330 x 246 x 203
NOVA 2	0930	0930	Automatic	Surface	Steel, White, Univ. Voltage	11.3 lbs 5.1 kgs	12.8 lbs 5.8 kgs	14" x 10" x 4.5" 356 x 254 x 114	16" x 13" x 8" 406 x 330 x 203
NOVA 2	093079	093079	Automatic	Surface	Stainless Steel, Brushed, Univ. Volt.	10.5 lbs 4.8 kgs	11.9 lbs 5.4 kgs	14" x 10" x 4.5" 356 x 254 x 114	16" x 13" x 8" 406 x 330 x 203
NOVA 4	0412	0422	Automatic	Surface	Cast Iron, White	24.6 lbs 11.1 kgs	26.9 lbs 12.1 kgs	9.2" x 12.3" x 9.3" 234 x 312 x 236	14" x 11" x 13" 356 x 279 x 330
NOVA 4	0512*	-	Automatic	Surface	Cast Iron, White, Institutional	24.6 lbs 11.1 kgs	26.9 lbs 12.1 kgs	9.2" x 12.3" x 9.3" 234 x 312 x 236	14" x 11" x 13" 356 x 279 x 330
NOVA 4	0712	0722	Automatic	Recessed	Cast Iron, White	20.3 lbs 9.2 kgs	23.4 lbs 10.6 kgs	8" x 12" x 5.9" 203 x 305 x 150	14" x 11" x 13" 356 x 279 x 330
NOVA5	0112	0122	Push-Button	Surface	Aluminum, White	13.4 lbs 6.1 kgs	14.6 lbs 6.6 kgs	8.7" x 12" x 9.3" 221 x 305 x 236	14" x 11" x 13" 356 x 279 x 330
NOVA5	0212	0222	Automatic	Surface	Aluminum, White	12.9 lbs 5.8 kgs	14 lbs 6.3 kgs	8.7" x 12" x 9.3" 221 x 305 x 236	13" x 10" x 11" 330 x 254 x 279
NOVA5	011299	012299	Push-Button	Surface	Aluminum, Brushed Chrome	13.4 lbs 6.1 kgs	14.6 lbs 6.6 kgs	8.7" x 12" x 9.3" 221 x 305 x 236	13" x 10" x 11" 330 x 254 x 279
NOVA5	021299	022299	Automatic	Surface	Aluminum, Brushed Chrome	12.9 lbs 5.8 kgs	14 lbs 6.3 kgs	8.7" x 12" x 9.3" 221 x 305 x 236	13" x 10" x 11" 330 x 254 x 279
NOVA5	37-058500 Optional Recess Kit			Recessed	Steel, White Frame	6.8 lbs 3.1 kgs	8.1 lbs 3.7 kgs	15" x 13.2" x 5.9" 381 x 335 x 150	16" x 16" x 4" 406 x 406 x 100
NOVA5	37-058589 Optional Recess Kit			Recessed	Stainless Steel, Brushed Frame	6.8 lbs 3.1 kgs	8.1 lbs 3.7 kgs	15" x 13.2" x 5.9" 381 x 335 x 150	16" x 16" x 4" 406 x 406 x 100

**Electric-Aire Hand Dryer, No Touch & AirSpeed Hand Dryer**

110 - 120 V	208 - 240 V	220 - 240 V (50Hz)	Operation	Mounted	Cover Material, Cover Finish, Nozzle	Unit Wt.	Shipping Wt.	Unit Size (HxWxD) inch/mm	Shipping Size (HxWxD) inch/mm
LN-974	LN-974	-	Automatic	Surface	Aluminum, White	7.8 lbs 3.5 kgs	10 lbs 4.5 kgs	10.7" x 11.6" x 4.9" 273 x 294 x 124	14.5" x 13.8" x 8" 370 x 350 x 205
LE-974	LE4-974	LE48-974	Automatic	Surface	Aluminum, White	10 lbs 4.5 kgs	11 lbs 4.9 kgs	8.8" x 11.25" x 5.9" 224 x 286 x 150	13" x 12" x 9" 330 x 305 x 150
NT126-005	NT246-005	NT235-005	Automatic	Surface	Aluminum, White body w/ Ebony front panel	14 lbs 6.4 kgs	15.7 lbs 7.1 kgs	10.9" x 11.6" x 7.5" 277 x 295 x 191	13" x 12" x 9.3" 330 x 246 x 241
NT126-004	NT246-004	NT235-004	Automatic	Surface	Aluminum, Chrome body w/ Ebony front panel	14 lbs 6.4 kgs	15.7 lbs 7.1 kgs	10.9" x 11.6" x 7.5" 277 x 295 x 191	13" x 12" x 9.5" 330 x 246 x 241
WA126-002	WA246-002	WA235-002	Push-button	Surface	Aluminum, White body w/ Brushed front panel	13.6 lbs 6.2 kgs	15.3 lbs 6.9 kgs	10.9" x 11.6" x 7.5" 277 x 295 x 191	13" x 12" x 9.5" 330 x 246 x 241
WA126-001	WA246-001	WA235-001	Push-button	Surface	Aluminum, Chrome body w/ Brushed front panel	13.6 lbs 6.2 kgs	15.3 lbs 6.9 kgs	10.9" x 11.6" x 7.5" 277 x 295 x 191	13" x 12" x 9.5" 330 x 246 x 241

# HOW TO CHOOSE A HAND DRYER

● = Least    ●●●● = Most    ✓ = YES    \* This model is available with both 15 A and 20 A



= Universal Voltage (110 - 240 V)



= ADA Compliant

## Cover Material

	Aluminum	Stainless Steel	Steel	Cast Iron
Vandal Resistance	●●●●	●●	●●	●●●●
Corrosion Resistance	●●●●	●●●●	●●	●●

## Hand Dryer Performance

	SMARTouch Series	VERDElight	VMax	SLIMoh	Airforce	AirMax	Model A*	Electric-Aire LN	Electric-Aire LE	NOVA1	NOVA1 Plug-in	NOVA2	NOVA4	NOVA5	NoTouch	AirSpeed
Fast Dry Time	●●●●	●●●●	●●●●	●●●●	●●●●	●●●●	●●	●●	●	●●	●●	●●	●	●	●	●
Energy Efficient	●●●●	●●●●	●●●●	●●●●	●●●●	●●	●	●●	●	●●	●●	●	●	●	●	●
Surface Mounted	✓	✓	✓	✓	✓	✓	✓	✓	✓	✓	✓	✓	✓	✓	✓	✓
Recess Mounted	✓ w/ kit				✓ w/ kit	✓	✓						✓			
ADA Compliant	✓ w/ kit 	✓ 	✓ 	✓ 	✓ w/ kit 	✓ recess 	✓ recess 			✓ 						
Automatic Operation	✓	✓	✓	✓	✓	✓	✓	✓	✓	✓	✓	✓	✓	✓	✓	
Push Button Operation						✓	✓							✓		✓
110-120 V	✓	✓	✓	✓	✓	✓	✓*	✓	✓	✓	✓	✓	✓	✓	✓	✓
208-240 V	✓	✓		✓	✓	✓	✓	✓	✓	✓		✓	✓	✓	✓	✓
220-240 V (50 Hz)	✓	✓		✓	✓	✓	✓	✓	✓	✓		✓	✓	✓	✓	✓
277V							✓									
Universal Voltage(110-240 V)		✓ 		✓ 				✓ 		✓ 		✓ 		✓ 		
HEPA Filter		✓	✓													
Plug-in			✓								✓					
Heated Air	✓	✓		✓		✓	✓	✓	✓	✓	✓	✓	✓	✓	✓	✓
Speed Options	✓	✓	✓													
Heating Controls	✓			✓												
Antimicrobial Technology	✓	✓	✓	✓	✓											
Qualified for LEED Credit	✓	✓	✓	✓	✓	✓	✓	✓	✓	✓	✓	✓	✓	✓	✓	✓
Limited Warranty (years)	5 yr	5 yr	5 yr	10 yr	5 yr	10 yr	10 yr	2 yr	1 yr	2 yr	2 yr	2 yr	5 yr	5 yr	5 yr	5 yr



5700 McDermott Drive, Berkeley, IL 60163  
tel (800) 323 - 0701 • (708) 449 - 6950  
fax (708) 449 - 6958  
[www.worlddryer.com](http://www.worlddryer.com)

